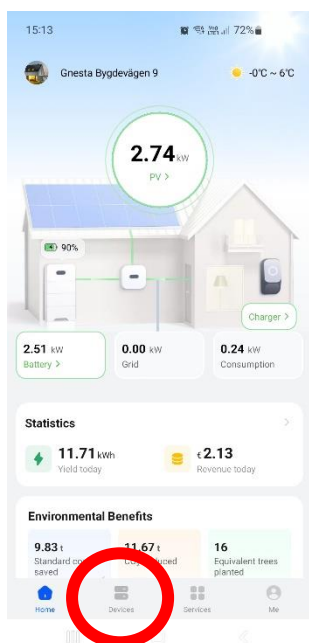
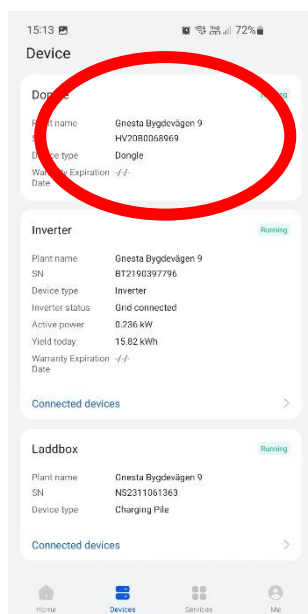


# Manual helautomatisk styrning

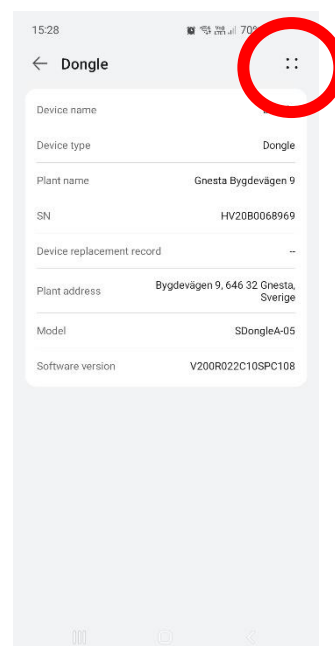
Version 1: mars 2024 (2 sidor)



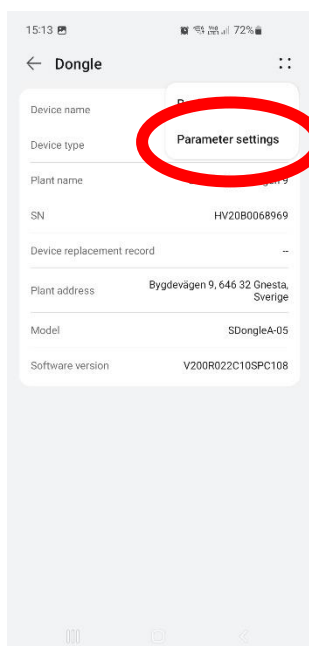
1. Klicka på "Devices" längst ner på hemskärmen.



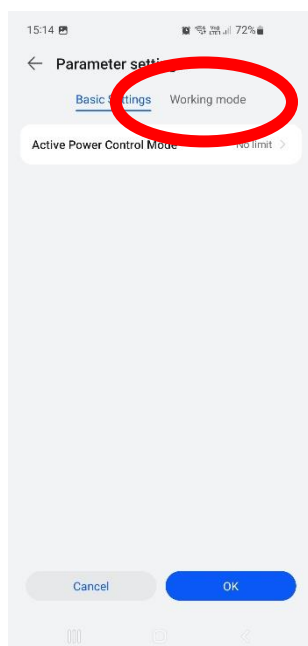
2. Klicka på "Dongle"-rutan.



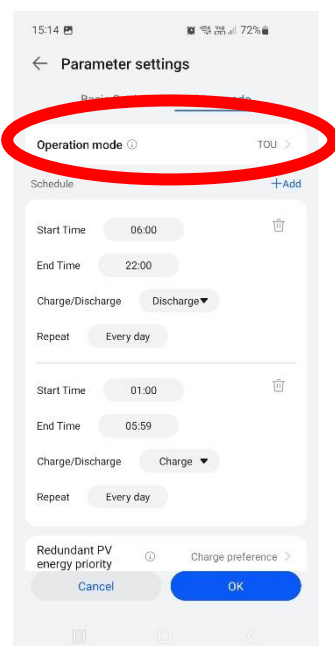
3. Klicka på menyknapparna längst upp i högra hörnet.



4. Välj "Parameter settings".



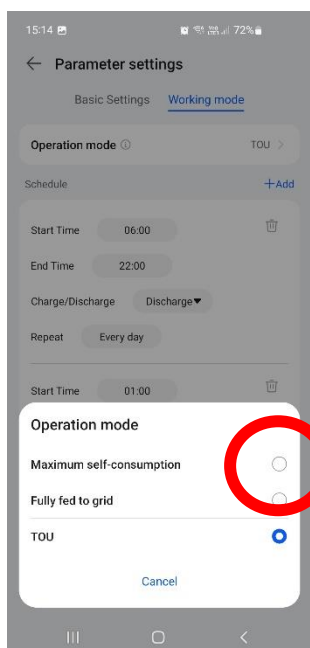
5. Välj "Working mode".




6. Klicka på "Operation mode" / "TOU".

## Manual helautomatisk styrning

Version 1: mars 2024 (2 sidor)



**7.** Välj "Maximum self-consumption".



**8.** Klicka på "OK".



**9.** Tryck "OK". Inställningen är klar, det kan ta cirka 5 minuter innan det aktiveras.