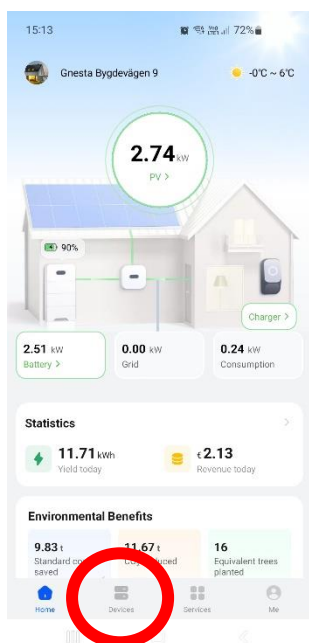
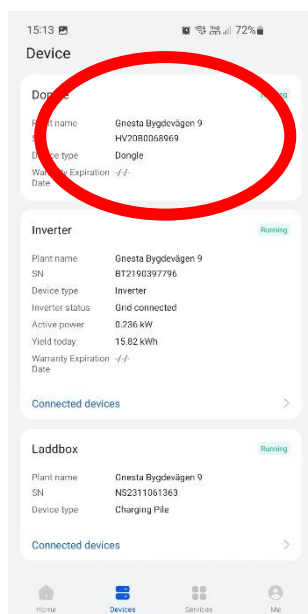


Manual helautomatisk styrning

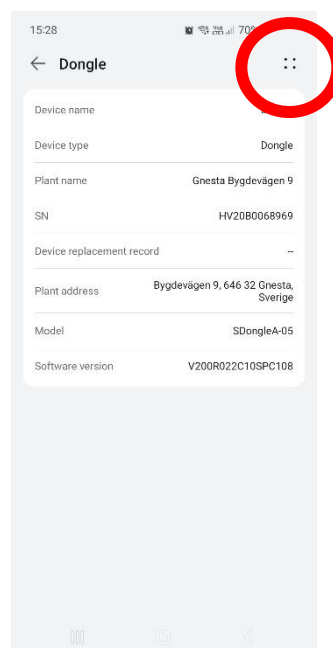
Version 1: mars 2024 (2 sidor)



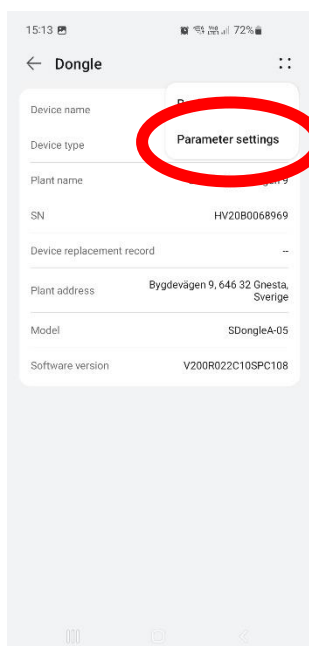
1. Klicka på "Devices" längst ner på hemskärmen.



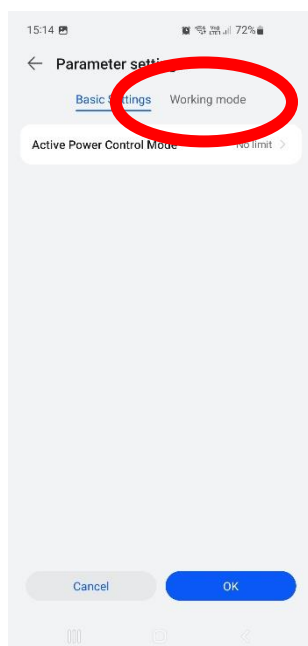
2. Klicka på "Dongle"-rutan.



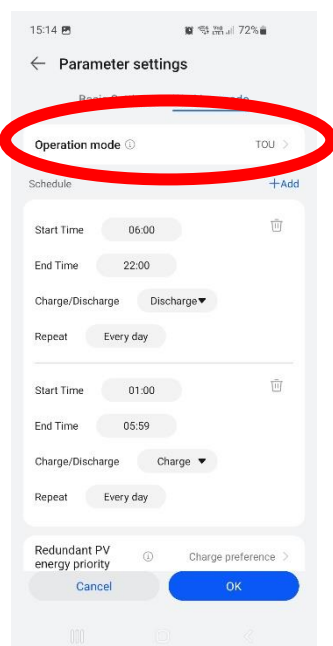
3. Klicka på menyknapparna längst upp i högra hörnet.



4. Välj "Parameter settings".



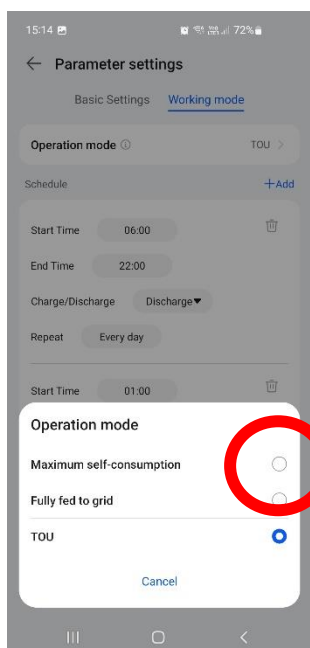
5. Välj "Working mode".




6. Klicka på "Operation mode" / "TOU".

Manual helautomatisk styrning

Version 1: mars 2024 (2 sidor)



7. Välj "Maximum self-consumption".



8. Klicka på "OK".



9. Inställningen är klar, det kan ta cirka 5 minuter innan det aktiveras. Tryck "OK"